

PRODUCT DATASHEET



AD-MOUNT FLUORESCENCE

*Non-hardening mounting medium for fluorescence microscopy, universal.
For research use only.
Ready-to-use.*

AD-MOUNT F is a non-hardening mounting medium for fluorescence microscopy that provides stabilizing of fluorescent signal. The medium is ready-to-use and suitable for maximum types of fluorophores and fluorescent expressing proteins. It reduces photo-bleaching and fluorescence fading and preserves the shape of biological structures while minimizing flattening effects.

The mounting medium can be used in combination with **AD-SEAL** spacers of appropriate thickness to mount large, fragile objects like oocytes, organoids, or early embryos.

Reagent volume: 1.5 ml (Cat. No.: AD-001), 7.5 ml (Cat. No.: AD-002)

Form: Liquid

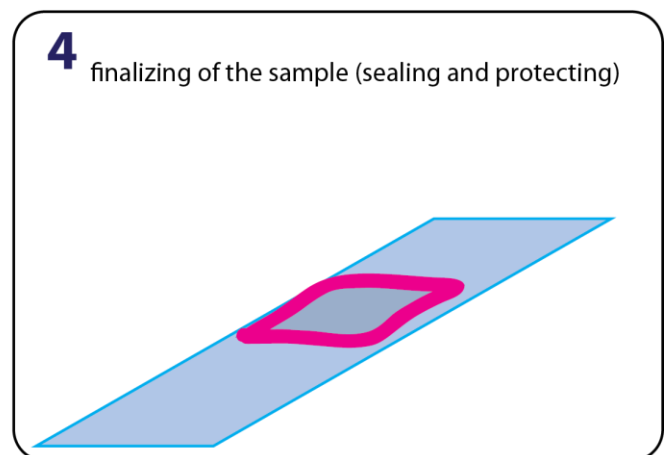
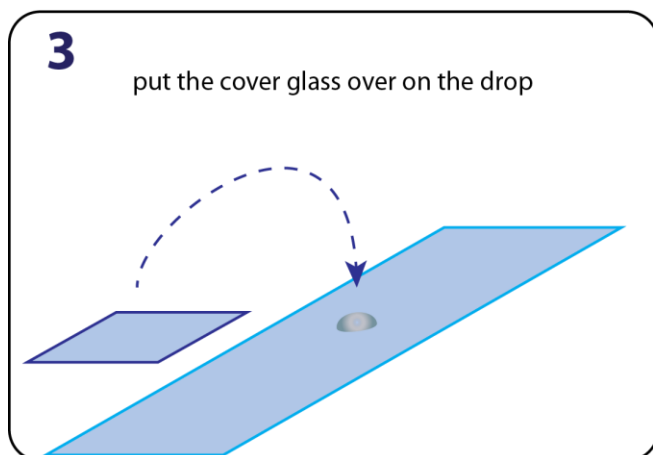
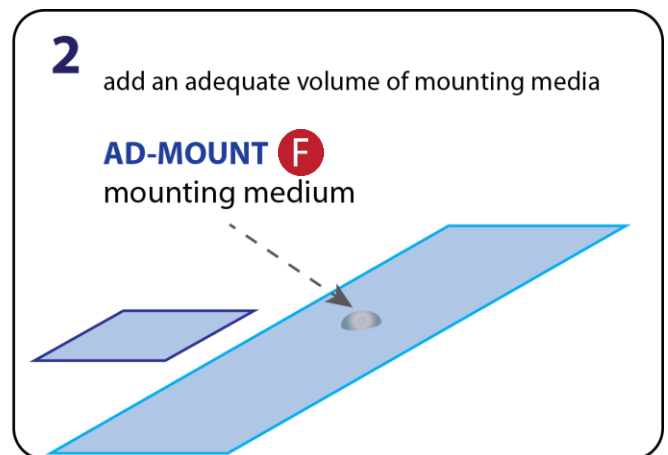
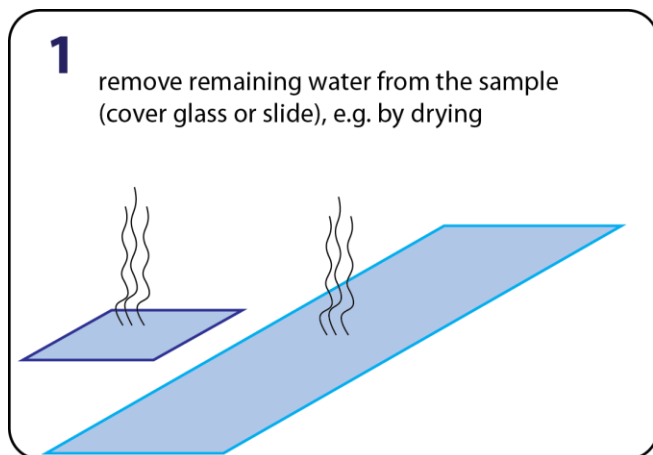
Storage instructions: Store at +4°C. Do not freeze

Period After Opening (PAO): 12 months

AD-MOUNT F was developed in a collaboration between ADVI, s.r.o. and the Institute of Molecular Genetics of the Czech Academy of Sciences.

Optimized Procedure:

1. After completing the sample preparation process (fixation and staining), remove any remaining water from the sample. It is important to note that residual water can cause refractive index mismatches that result in serious spherical aberrations.
2. Determine the appropriate volume of **AD-MOUNT** to use. For direct mounting without spacers, use 1 ul per 60 mm² of coverslip. For a standard 18 mm square coverslip, this would be approximately 5 ul of mounting medium. If using spacers, the required volume will depend on the thickness of the spacers.
3. Place the determined volume of **AD-MOUNT** onto the coverslip and mount it directly onto the microscopic slide glass.
4. If you do not use the **AD-SEAL** spacers, it is necessary then to fix and protect the coverglass on the slide by additional sealing.



Note: This procedure is a general recommendation and may need to be optimized for individual laboratory procedures.